

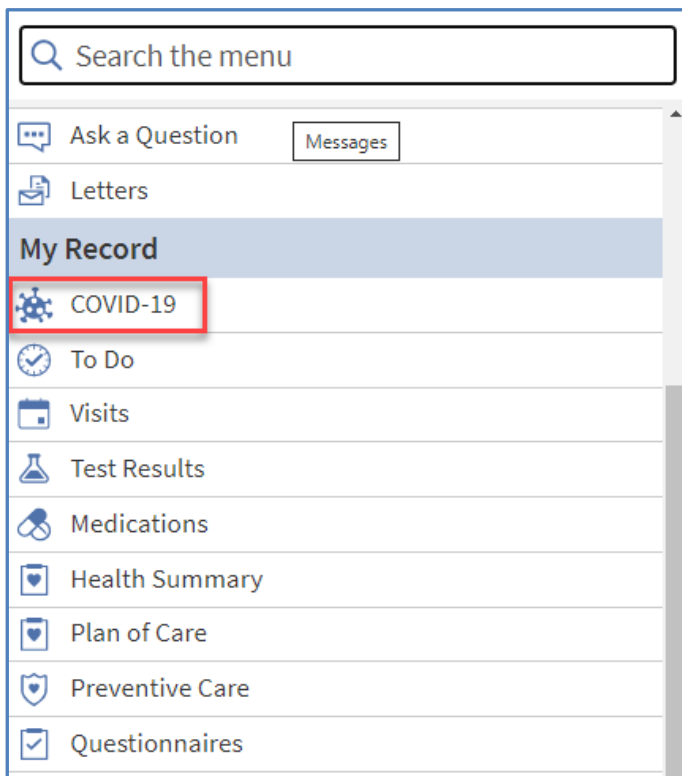
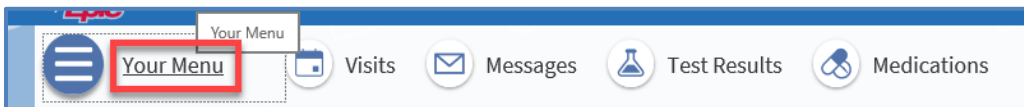


## MyTowerHealth – Accessing COVID-19 Vaccination Information

You can easily and efficiently pull your COVID-19 vaccination and test results from your MyTowerHealth account. This MyTowerHealth Accessing COVID Vaccination Information tip sheet will walk you through how to accomplish this via PC and through the MyTowerHealth app accessible in the Apple Store and Google Play.

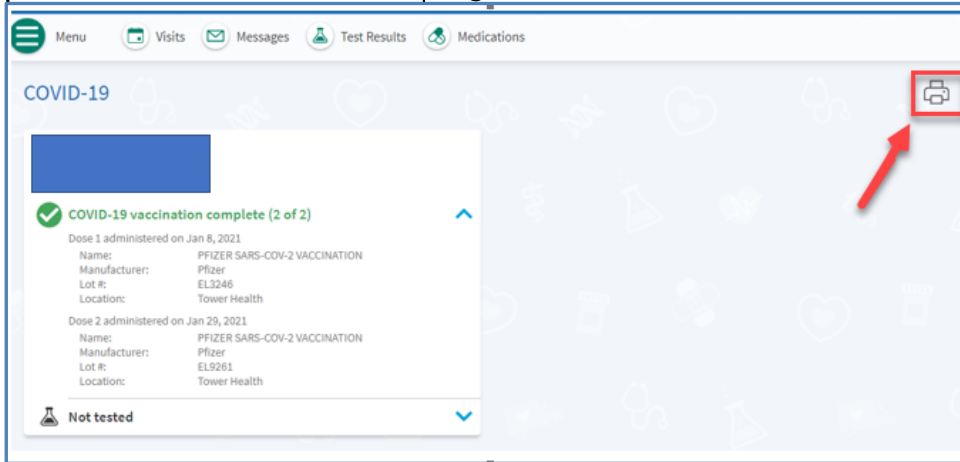
### Try It Out

1. Log into your MyTowerHealth Account.
2. From the Home Page, click the **Your Menu** button in the top left and search for COVID-19 under the My Record submenu.

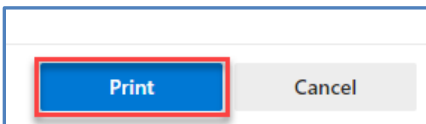
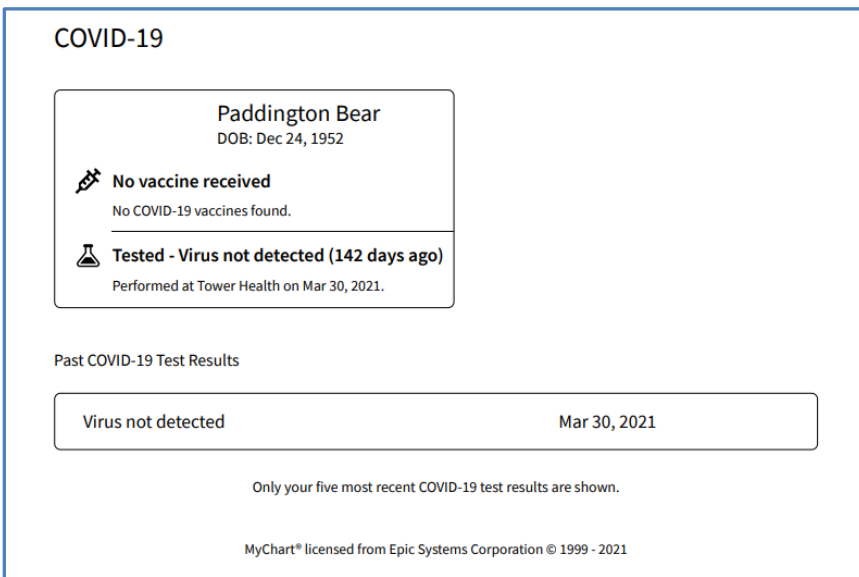




- The COVID-19 screen appears, organizing the information by vaccinations received and past COVID-19 Test Results. You can print COVID-19 information by clicking on the **printer icon** located at the top right-hand corner of the screen.



- A print screen appears, noting the COVID-19 vaccination summary and Past Covid-19 Test Results. When ready, click **Print** on the bottom left-hand corner.



**FYI!** You can only print COVID-19 information from PC and not from the MyTowerHealth mobile app.